

## CJX2 Series AC Contactor

### 1. Application

CJX2 series AC Contactor is suitable for using in the circuits up to the rated voltage 660V AC 50/60Hz, rated current up to 620A, for making, breaking, frequently starting & controlling the AC motor. Combined with the auxiliary contact block, timer delay & machine-interlocking device etc, it becomes the delay contactor, mechanical interlocking contactor, star-delta starter. With the thermal relay, it is combined into the electromagnetic starter. The product conforms to IEC60947-4-1 standard.



CJX2-D09



CJX2-D25



CJX2-D50



CJX2-D95

### 2. Specification

Type		CJX2-D09	CJX2-D12	CJX2-D18	CJX2-D25	CJX2-D32	CJX2-D40	CJX2-D50	CJX2-D65	CJX2-D80	CJX2-D95
Rated working current (A)	AC3	9	12	18	25	32	40	50	65	80	95
	AC4	3.5	5	7.7	8.5	12	18.5	24	28	37	44
Standard power ratings of 3-phase motors 50/60Hz in category AC-3 (kW)	220/230V	2.2	3	4	5.5	7.5	11	15	18.5	22	25
	380/400V	4	5.5	7.5	11	15	18.5	22	30	37	45
	415V	4	5.5	9	11	15	22	25	37	45	45
	500V	5.5	7.5	10	15	18.5	22	30	37	55	55
	660/690V	5.5	7.5	10	15	18.5	30	33	37	45	55
Rated heat current (A)		20	20	32	40	50	60	80	80	125	125
Electrical life	AC3 (x10 <sup>4</sup> )	100	100	100	100	80	80	60	60	60	60
	AC4 (x10 <sup>4</sup> )	20	20	20	20	20	15	15	15	10	10
Mechanical life (x10 <sup>4</sup> )		1000	1000	1000	1000	800	800	800	800	600	600
Number of the contacts		3P+NO					3P+NC+NO				
		3P+NC									

Type		CJX2-D115	CJX2-D150	CJX2-D170	CJX2-D205	CJX2-D245	CJX2-D300	CJX2-D410	CJX2-D475	CJX2-D620
Rated working current (A)	AC3	115	150	170	205	245	300	410	475	620
	AC4	52	60	75	85	105	117	138	147	180
Standard power ratings of 3-phase motors 50/60Hz in category AC-3(kW)	220/230V	30	40	55	63	75	100	110	147	200
	380/400V	55	75	90	110	132	160	220	265	335
	415V	59	80	100	110	132	180	220	280	375
	500V	75	90	110	129	160	200	250	355	400
	660/690V	80	100	110	129	160	220	280	355	450
Rated heat current (A)		200	250	250	275	315	400	500	700	1000
Electrical life	AC3 (x10 <sup>4</sup> )	200	60	60	50	50	50	30	30	20
	AC4 (x10 <sup>4</sup> )	15	15	15	15	15	15	8	8	5
Mechanical life (x10 <sup>4</sup> )		300	300	300	300	300	300	100	100	100

### 3. Standard Control Circuit Voltage

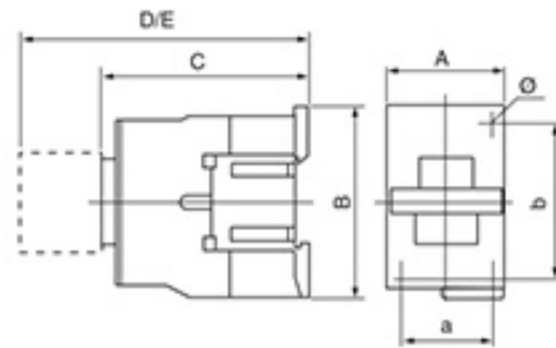
Volts	24	42	48	110	220	230	240	380	400	415	440	500	660
50Hz	B5	D5	E5	F5	M5	P5	U5	Q5	V5	N5	R5	S5	Y5
60Hz	B6	D6	E6	F6	M6	-	U6	Q6	-	-	R6	-	-
50/60Hz	B7	D7	E7	F7	M7	P7	U7	Q7	V7	N7	R7	-	-



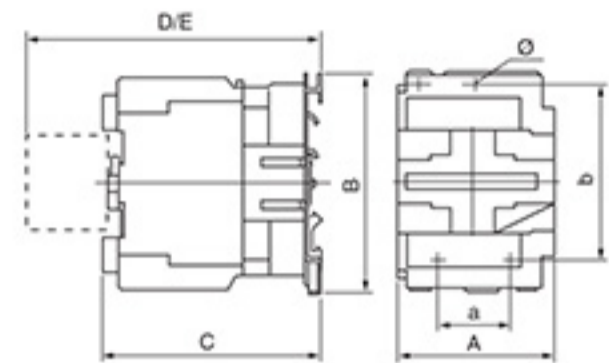
## 4. Outline and Mounting Dimension



CJX2-D115



CJX2-D09~32



CJX2-D40~95

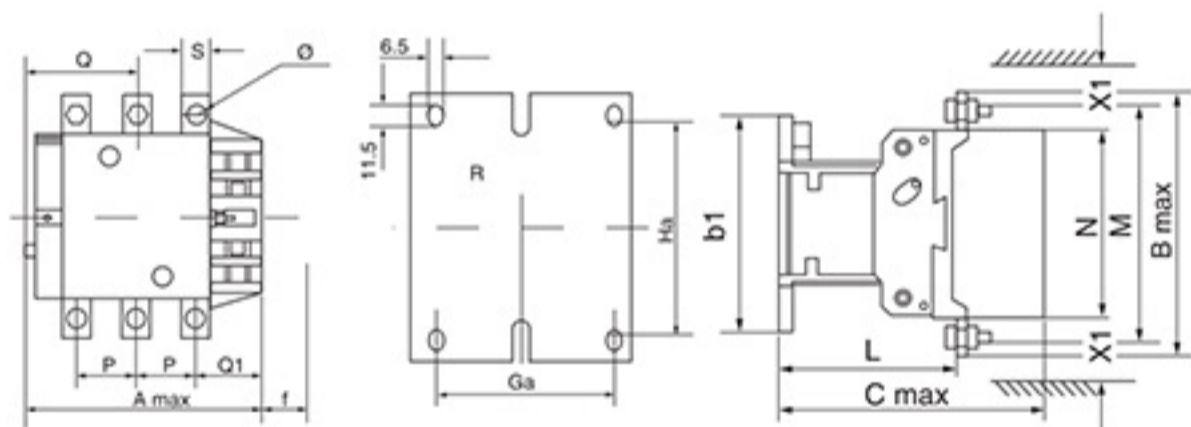


CJX2-D205

Type	A	B	C	D	E	a	b	
CJX2-D09~12	47	76	82	113	133	34/35	50/60	4.5
CJX2-D18	47	76	87	118	138	34/35	50/60	4.5
CJX2-D25	57	86	95	126	146	40	48	4.5
CJX2-D32	57	86	100	131	151	40	48	4.5
CJX2-D40~65	77	129	116	145	165	40	100/110	6.5
CJX2-D80~95	87	129	127	175	195	40	100/110	6.5



CJX2-D300



CJX2-D115~620



CJX2-D620

Type	A	B	C	b1	P	Q	S	Q1	M	N	L	Ga	Ha
CJX2-D115	158	120	132	158	35	60	17	25	134	96.2	75	M6	-
CJX2-D150	158	120	132	158	35	60	17	25	134	96.2	75	M6	-
CJX2-D170	158	120	132	158	35	60	17	25	134	96.2	75	M6	-
CJX2-D205	168.5	174	181	137	40	69	20	59.4	154	127	113.5	M8	80
CJX2-D245	168.5	197	181	137	48	69	25	51.5	172	127	113.5	M10	80
CJX2-D300	213	206	219	145	48	91	25	74	181	158	145	M10	80
CJX2-D410	213	206	219	209	48	91	25	74	181	158	145	M10	80
CJX2-D475	233	238	232	209	55	108	30	77	208	172	146	M10	80
CJX2-D620	309	304	255	280	80	140	40	89	264	202	155	M12	80